



ÉNERGIE



ROUES DE TURBINE
FRANCIS




ROUE KAPLAN



ROUE À AUBES



ROUE PELTON OU ASSIMILÉE



CUPRO-ALUMINIUM

- NFA 53709 - Cu Al 10 Fe 5 Ni 5
- NF EN 1982 - Cu Al 10 Ni 5 Fe 5 - C
- DIN 1714 - G - Cu Al 10 Ni
- BS 1400 - AB 2
- ASTM B 148 : TOUS GRADES

CAPACITÉS : JUSQU'À 2000 KG UNITAIRE

DIMENSIONS MAXI : 1500 X 1500 X 1000mm